

ONE PROGRAMME – 1000 OPTIONS

cube

Lowboard

Sideboard

Highboard

Display cabinet

Single furniture

Design: Werner Aisslinger



cube



Collection description

Concept cube _____ 4

Programme line cube bold _____ 6

Programme line cube light _____ 20

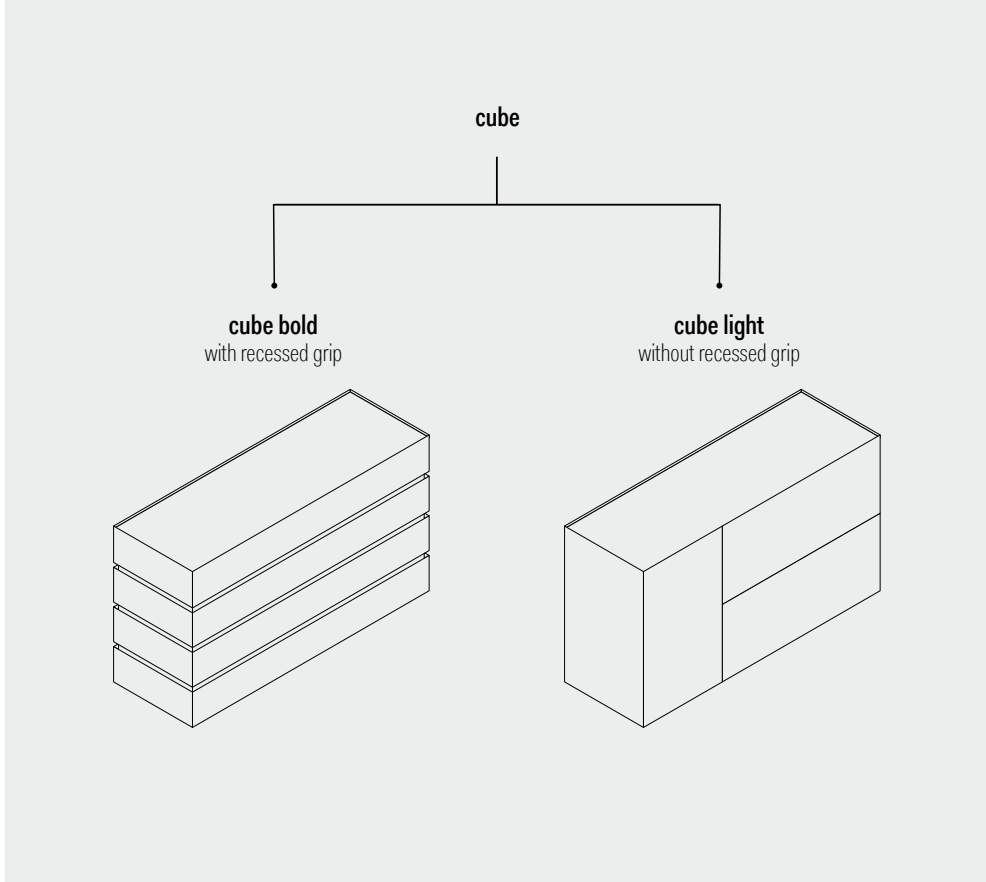
cube bold

The concept
One programme – 1000 options

cube lives up to its name. It's hard to imagine furniture that is more cubic and more purist. This is thanks to the fine design language and cover panels behind the front that are surrounded on all sides.

Whether a lowboard, sideboard, display cabinet, high storage furniture or unusual free-standing items: different base frames and round legs, together with the graphic planning philosophy and more sizes, mean a chosen creation can be individually fitted to any room.

Design: Werner Aisslinger



The concept

The design of the cube version with the expressive recessed grip is deliberately based on horizontal lines. The cover panels behind the front and the consistently mitred sides underscore the cubic character of the furniture. As does the cover panel, which is framed on all four sides.

The modular system offers a choice of 6 heights, 6 widths and 2 depths. As well as various legs and a low or high frame in 3 heights that can greatly vary the character of the furniture. On the outer modules and room divider, the recessed grips are on every side.

Design: Werner Aisslinger



Collection description

- Concept cube bold.....6
- Planning and dimension overview.....8
- Description and customisation.....12
- Stand versions14
- Equipments.....15
- Seat upholstery.....16
- Open modules.....17
- Media equipments.....18

cube bold





Colors and materials for cover panels

- are ordered separately
- M.. matt lacquer
- M1.. high-gloss lacquer
- S.. clear glass, rear side lacquered
- T.. matt glass, rear side lacquered
- H1.. wood 1
- H2.. wood 2
- L.. leather
- O.. stone

Cover panels: 0.8 to 1.2 cm thick, depending on the material



Fronts and sides are chamfered and grooved extensively.

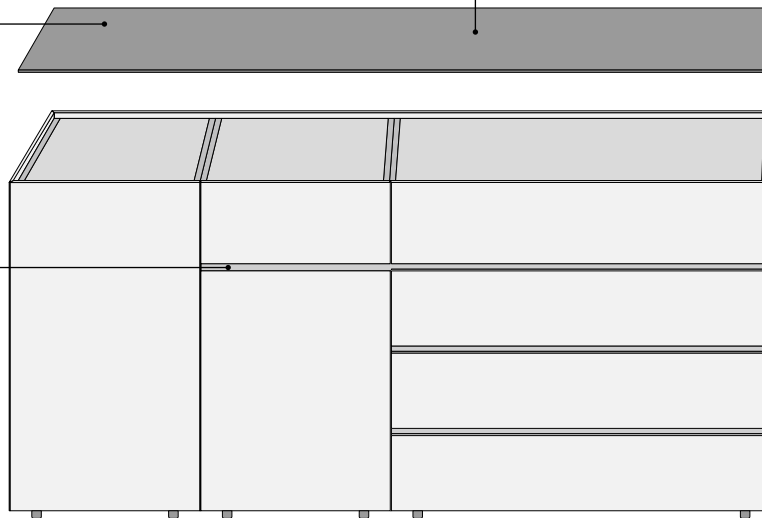


The edging strip at the back of each module is included as standard and is divided at the module joint. Colour like the outer side.

cover panels with joint profile

- are ordered separately
- M.. matt lacquer
- H1.. wood 1
- H2.. wood 2

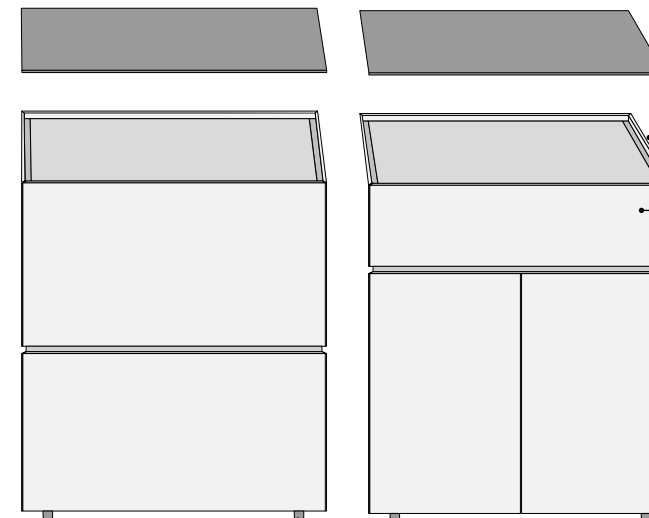

Cover plate thickness: 19 mm



4 module outer module with hinged door **1 module** middle module with 1 drawer
 +
3 module middle module with hinged door **4 module** outer module with 4 drawers

Recessed grip

- M.. matt lacquer
- O86 stainless steel coloured
- O82 burnished



4 module single module with 2 large drawers **1 module** single module with 1 drawer
 +
3 module single module with hinged doors

Colors and materials for fronts and sides

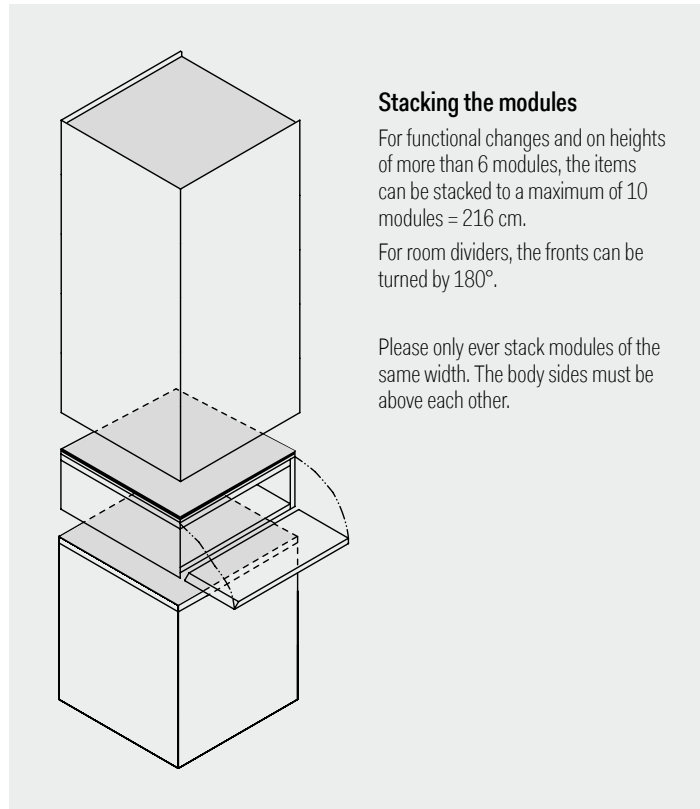
- M.. matt lacquer
- M1.. high-gloss lacquer
- H1.. wood 1
- H2.. wood 2

Front overhang for grip on top with cover panel at:
 lacquer/glass 4 mm, wood 3 mm,
 stone/leather 2 mm, metal 6 mm

Stand and frame types

- Standard legs, 2.5 cm high, dark grey synthetic material
- Plinth profile - 4 cm high, M.. Matt lacquer, O86 stainless steel coloured, O82 burnished - Colour like recessed grip as standard
- Round legs, 4 cm high, M.. Matt lacquer, O86 stainless steel coloured, O82 burnished
- Diagonal legs, 17 and 27 cm high, M.. Matt lacquer, O86 stainless steel coloured, O82 burnished
- Base frames, 17, 27 and 47 cm high, with diagonal legs, M.. Matt lacquer, O86 stainless steel coloured, O82 burnished

Planning and dimension overview



Stacking the modules

For functional changes and on heights of more than 6 modules, the items can be stacked to a maximum of 10 modules = 216 cm.

For room dividers, the fronts can be turned by 180°.

Please only ever stack modules of the same width. The body sides must be above each other.



Room divider back panel

Arrangement on drawer modules is the same as the front, otherwise in one piece. Recessed grips are included as standard. Room divider depth 52 cm.

Dimension overview

Heights specify heights in cm	Width in cm					
	50	60	80	100	120	160
19,7 cm = 1 module	•	•	•	•	•	•
41,3 cm = 2 module	•	•	•	•	•	•
62,9 cm = 3 module	•	•	•	•	•	
84,5 cm = 4 module	•	•	•	•	•	
106,1 cm = 5 module	•	•	•	•	•	
127,1 cm = 6 module	•	•	•	•	•	


Depth 35 und 50 cm for wall standing
Depth 52 cm for room divider

1 module = 21.6 cm = 19.7 + 1.9 gap


Description and customisation



Lavishly chamfered and grooved fronts, sides and edging stripes at the back (standard) create a filigree effect. The grooved edge and recessed grip are easy to grasp for opening.



The cover panel behind the front is framed by the fronts, sides and edging strip.



The top chamfer continues in the mitre at the side to create a consistent cubic and formal unit.



The refined play with expressive joints continues. The overlying cover plate creates an accentuated finish. For this purpose, the sideboard and the top are perfectly matched in form.




Leather cover panels, saddle-stitched by hand and expressive stone cover panels add elegant accents with their materials, surfaces and structures.

Description and customisation



tone-in-tone



coloured

Recessed grips to emphasise the horizontal design:

- either add striking accents or
- create a subtle shadow play tone-in-tone with the colour of the front.



stainless steel coloured



burnished



Emphasis of the horizontal with 100-cm wide modules as a free-standing item or lowboard



Design with front geometries and joint arrangement


Stand versions



Standard leg - 2.5 cm high, dark grey, adjustable by +1.5 cm.



Round leg - 4 cm high, adds formal accents to the linear design language of the furniture. Colors: matt lacquer, stainless steel coloured, burnished, adjustable by -0.3/+1.3 cm, under outer sides of modules and centre joints.



Plinth profile - 4 cm high, takes up the recessed grip in form and colour to consistently repeat its look at the bottom, creating an even more cubic effect of the sideboard. Colour as joint profile as standard, adjustable by +1.5 cm.




Diagonal legs - outside diagonal runner, straight centre runner under joints - 17 and 27 cm high, for single modules up to 160 cm wide and 4 modules height and for single modules with hinged doors up to 120 cm wide and 5 modules height. Diagonal legs continue the mitre on the side. Colors: matt lacquer, stainless steel coloured, burnished. Adjustable at top by -0.3/+1.3 cm. Under outer sides of body and centre joints.



Base frame with diagonal legs - 17 and 27 cm high, diagonal legs continue the mitre on the side. Colors: matt lacquer, stainless steel coloured, burnished. Adjustable at top by -0.3/+1.3 cm. Up to width 240 cm with 2 outer legs. From 160 cm width and 3 modules height with additional straight centre leg. Width > 240 cm always with centre leg.



Base frame with diagonal legs - 47 cm high, for single modules up to 160 cm wide and 4 modules height and for single modules with hinged doors up to 120 cm wide and 5 modules height. Diagonal legs continue the mitre on the side. Colors: matt lacquer, stainless steel coloured, burnished. Adjustable at top by -0.3/+1.3 cm.



Hanging

Equipments



Interior drawer behind hinged doors in two heights



Interior drawer behind drawer



Large drawer with a high frame



Shoe rack



Back panels, 8 mm thick, inside lacquered in carcass colour, outside white



pillowbox



Background lighting -

LED light profile with colour temperature control, on 3 sides of the back panel. A basic or extension set is required for the power supply. The basic set contains a remote control for switching, to control the colour temperature and for dimming. Background lighting is not possible with wall-hanging furniture.

Seat upholstery



Whether in the hallway or in the dressing room, for a convenient way to put on your shoes, or as a seat pad in the living room: cube as a bench that creates storage space at the same time.



Seat cushions for 35 and 50 cm deep modules, with their soft, highly fashionable pipe quilting, stand in contrast to the purist, fine design of cube.

Open middle modules



Open middle modules The edges of the open modules are flush with the cover panel and set back from the front. Outer and single modules are not available.



cube bold

Media equipments

interlücke rotary column for TV

Plannable on media modules and modules with hinged doors, drawers and flap.

In the rotary column for TV, cables are guided downwards out of view. Fastening takes place invisibly beneath the cover panel (without a visible mounting plate). The space beneath the TV rotary column is usable.

Thanks to its outstanding rotational characteristics, it stays put in any desired position. The sleeve is available in chrome or matt lacquers. The TV mount on the metal mounting bracket included in the scope of delivery by interlücke is suitable for all common 32- to 55-inch TVs up to max. 400 x 400 mm and a max. bearing capacity of 30 kg.

TVs from 55 inches onwards on request.

Size
Rotatable up to: 252°
Diameter in cm: 7.5
Height in cm: 63.0



Media equipments

Thoughtfully cable- and device management

Vertical, black cable covers behind the devices such as black cable channels beneath the upper shelf ensure a cable-free interior. Optional cutouts in the back wall and bottom for ventilation purposes. 45 cm wide pull-out shelves for convenient cabling of devices are available if desired.



cube bold



Cable inlet for visible surfaces

It blends in with furniture in both shape and colour. The cover panel, which is just 0.2 cm thick and available in all matt lacquers, is installed flush with the surface if the cube table and cover panels with matt lacquered surfaces.

Width in cm: 17.0
Depth in cm: 6.9

Magnets guarantee a strong bond and easy disassembly of the graphically shaped cover panel at any time, while the black brush ensures a dust-free interior body. The cut-out is large enough to accommodate a hand for easy cabling.





Collection description

Concept cube light_____22
 Planning_____24
 Display cabinet_____26
 Module with glass door,
 open modules and bar_____30
 Desk_____31
 Stand versions_____32
 Handles_____33
 Equipments_____35
 Media equipments_____36
 Media- and
 speaker modules_____40

cube light

The concept

Pure fronts, almost invisible lines: thanks to the clear design language, the elegant materials and the skilled craftsmanship of their production are seen at their very best. Fine side panels emphasise the vertical and, together with the grooved fronts and edging strip, frame the cover panel.

Modules in 7 widths, 11 heights and 2 depths, along with almost 100 Colors and materials, offer a virtually endless range of design options. Display cabinets, narrow high modules, legs and base frames in 3 heights add to the palette of choices. From a graphically designed sideboard and lowboard to high storage furniture and filigree display cabinets to unusual and exclusive individual items of furniture.

cube light is available handle-less or with graphic handles.

Design: Werner Aisslinger



Planning

Colors and materials for fronts and side panels

Side panels are ordered separately

- M.. matt lacquer
- M1.. high-gloss lacquer
- S.. clear glass, rear side lacquered
- T.. matt glass, rear side lacquered
- H.. wood

Front overhang for grip on top with cover panel at:
lacquer/glass 4 mm, wood 3 mm, stone/leather 2 mm,

Colors and materials for cover panels behind the front

are ordered separately

- M.. matt lacquer
- M1.. high-gloss lacquer
- S.. clear glass, rear side lacquered
- T.. matt glass, rear side lacquered
- H.. wood
- L.. leather
- O.. stone

Cover panels: 0.8 to 1.2 cm thick, depending on the material

Colors and materials for overlay cover panels

are ordered separately

- M.. matt lacquer
- S.. clear glass, rear side lacquered
- T.. matt glass, rear side lacquered
- H.. wood

Cover panels: 1 cm thick
Cover panels wood: 1,1 cm thick

Stand and frame types

Standard legs, 2.5 cm high, dark grey synthetic material

Round legs, 4 cm high, M.. Matt lacquer, O86 stainless steel coloured, O82 burnished

Diagonal legs, 17 and 27 cm high, M.. Matt lacquer, O86 stainless steel coloured, O82 burnished


Base frames, 17, 27 and 47 cm high, with diagonal legs, M.. Matt lacquer, O86 stainless steel coloured, O82 burnished

Cover panel



Cover plate behind the front in conjunction with rebated front.

The upstand rail is standard with each module and is parted at the module joints. Color matches front. Elaborately rebated fronts, together with fine side panels and upstand rails, create the perfect frame for lowered cover panels.



cube light



Overlay cover plate



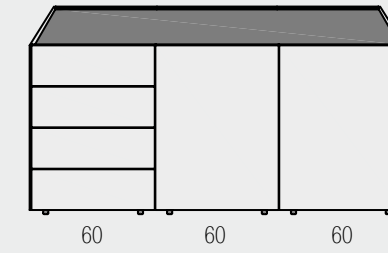
Dimension overview

Heights specify heights in cm	Width in cm						
	25	40	50	60	80	100	120
19,7 = 1 module			•	•	•	•	•
29,7 cm = 1,5 module			•	•	•	•	•
39,7 cm = 2 module			•	•	•	•	•
59,7 cm = 3 module			•	•	•	•	•
79,7 cm = 4 module			•	•	•	•	•
99,5 cm = 5 module			•	•	•	•	•
119,7 cm = 6 module			•	•	•	•	
139,7 cm = 7 module	•	•	•	•			
159,7 cm = 8 module	•	•	•	•			
179,7 cm = 9 module	•	•	•	•			
199,7 cm = 10 module	•	•	•	•			

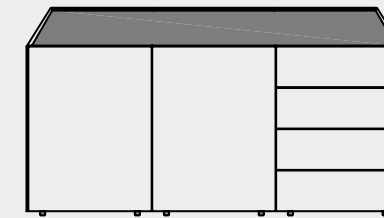
Depth 35 und 50 cm for wall standing
Depth 52 cm for room divider

1 module = 20.0 cm = 19.7 + 0.3 gap

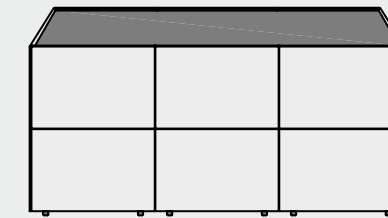
Room divider back panel =
The configuration can be chosen as desired:



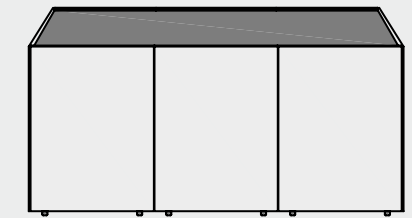
View from front



View from behind - alternative 1
configuration as front. Please order
2 x P 7944 (room divider back panel without
weights for modules with doors/flaps)
+ 4 x P 7714 (room divider back panel with
weights for modules with drawers)

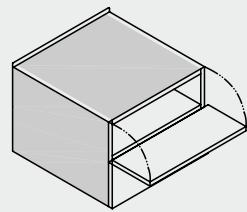


View from behind - alternative 2
Please order
4 x P 7924 (room divider back panel without
weights for modules with doors/flaps)
+ 2 x P 7724 (room divider back panel with
weights for modules with drawers)

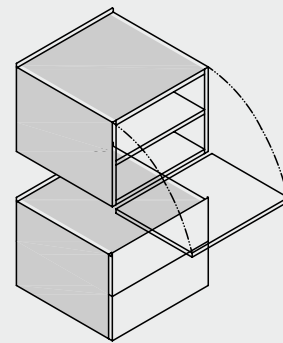


View from behind - alternative 3
Please order
2 x P 7944 (room divider back panel without
weights for modules with doors/flaps)
+ 1 x P 7744 (room divider back panel with
weights for modules with drawers)

cube light

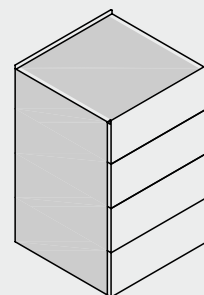
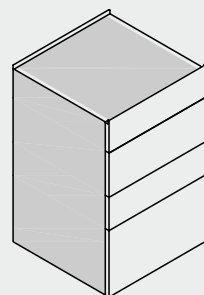
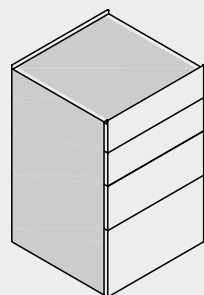
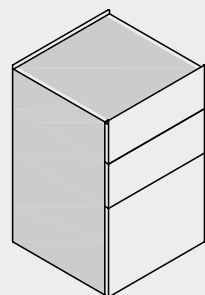


Preconfigured modules with flap and
drawer are available in the height of
2 modules.



If any functional changes are desired, then
individual modules need to be ordered that
will then be joined in a single body at the
works.

Example: 4-module-high module:
Top: 2-module-high module with flap,
Bottom: 2-module-high module with
drawer.
Please order 2-module-high module with
flap + 2-module-high module with large
drawer.
Max. height: 10 modules = 199.7 cm



Four preconfigured modules are
available for front designs with different
drawer heights in the height of 4 modules.

Display cabinet

Display cabinet



Pure purism: no fittings are visible on the inside

The glass doors are always opened by reaching behind it. Glass sides adjoining closed modules are fully lacquered.

Clear and grey glass

- Clear glass back-lacquered in all matt lacquers
- Grey glass always back-lacquered in cashmere grey
- Top and bottom shelves in all matt lacquers
- Back panel in all matt lacquers or wood

cube light

Versatile planning and transparency

Versatile planning and transparency Cabinets (PL-page 32) as stand-alone furniture or integrated into a sideboard planning.

Display cabinets in depths of 35 and 50 cm, widths of 50, 60, 80 and 100 cm (from 8 grids height only up to width 80 cm) and heights of three grids (59.7 cm) to 9 grids (179.7 cm).

Glass shelves can be freely arranged in the functional grooves of different widths and depths; for optimal space usage and arrangement of the interior.


Display case can be optionally planned with LED lighting (PL-page 34) in the top shelf and intermediate shelf.

Glass variants: Clear glass with frame lacquering in all matt lacquer colors (no metallic colors) or gray glass lacquered in cashmere gray.

Display case back panels in matt lacquer or wood.



Display cabinet



The glass sides in full cabinet depth are a special feature of the cube light display case.

Completely made of glass, they also offer transparency and view from the sides. With the optional integrated lighting in the top shelf you put the beautiful things in the right light. The lighting with two LED strips ensures that everything is optimally illuminated. Switching, dimming and color temperature control via remote control.




Variably plannable

- As stand-alone furniture on legs or underframes
- As a side end of sideboards or highboards
- Attached to closed modules
- Between closed modules



Display cabinet

Heights between functional grooves



Module with glass door, open modules and bar



Module (PL-Seite 35) mit Glastüren in den Tiefen 35 und 50 cm und den Breiten 50/60/80 und 100 cm. Höhen im 3 (59,7 cm) bis 5 Raster (99,7 cm).

The bevelled front of the carcass and invisible hinges, together with the horizontal lacquering of the glass, convey an extremely clear impression.

A choice of clear or grey glass is available. The clear glass is rear-lacquered in all matt lacquer Colors (without metallic), grey glass always in cashmere grey.

Glass shelves or lacquer shelves possible.

LED lighting (PL-page 34) overhead optional.



Door hinges invisibly integrated into top and bottom shelves.

Barmodul

Barmodul (PL-page 16/20) in depth 50 cm, width 80 and 100 cm and height five grids (99.7 cm). In matt lacquer, clear glass, matt glass, wood and high gloss.

Equipped as standard with three movable grey glass shelves, one movable drawer, a grey glass mirror on the carcass bottom, lighting (like display cabinet) as well as power supply set and radio switch set.

Back panels with functional grooves ensure high stability and hold the grey glass shelves.

Standard with LED lighting in the top shelf as well as wireless switch set.



Schreibtisch

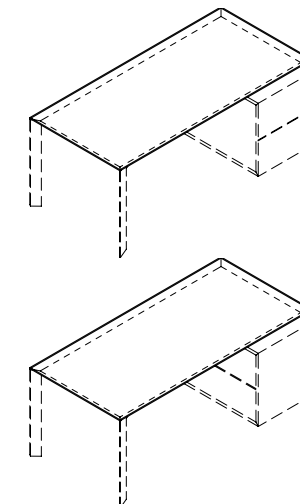


Desk that cuts a fine figure both privately and professionally. For planning with 3 M high modules. The distance is compensated with 8.2 cm high spacer plates or strips.

Chamfered table tops with their slim appearance match the fine, top chamfered cube fronts. Diagonal legs continue the chamfered corners of the table tops downwards, so that legs and table top create a formal unit. Formally and in terms of colour they are matched to the cube light bases.

Table top depth 60 cm:
From 150 cm width, a reinforcement rail is required under the table top.

Table top depth from 80 cm:
From 150 cm width, two reinforcement rails are required under the table top.



The desk can be placed on the 3 Raster high modules from the front or from the side.

Max. Max. overhang at the back of the module 20 cm.



Distance plate with 2 sockets and 2 USB ports incl. cable guide through the cover panel for convenient charging of mobile phone and others. Width in cm: 20, height in cm: 8.2.



Alternative: narrow spacer strip as height compensation between 3 M high modules and table top. Please specify whether without or with cable outlet. Width in cm: 3.8, height in cm: 8.2.



Stand and frame types



Standard leg - 2.5 cm high,
dark grey, adjustable by +1.5 cm.



Round leg - 4 cm high
adds formal accents to the linear design language of the furniture.
Colors: matt lacquer, stainless steel coloured, burnished, adjustable by -0.3/+1.3 cm, under outer sides of body and centre joints.



Base frame - 47 cm high
for single modules up to 160 cm wide and 4 modules height and for single modules with hinged doors up to 120 cm wide and 5 modules height. The fine rectangular metal profiles go perfectly with the delicate shapes of the furniture. Colors: matt lacquer, stainless steel coloured, burnished. Adjustable at top by -0.3/+1.3 cm.



Diagonal runner + centre leg runner straight - 17 and 27 cm high
for sideboards up to 4 modules height and for modules up to 5 modules high with hinged doors up to 120 cm wide. The fine rectangular metal profiles go perfectly with the delicate shapes of the furniture. Colors: matt lacquer, stainless steel coloured, burnished. Adjustable at top by -0.3/+1.3 cm. Under outer sides of body and centre joints.



Base frame with diagonal legs - 17 and 27 cm high
up to width 240 cm with 2 outer legs. From 160 cm width and 3 modules height with additional straight centre leg. Width > 240 cm always with additional straight centre leg. The fine rectangular metal profiles go perfectly with the delicate shapes of the furniture. Colors: matt lacquer, stainless steel coloured, burnished. Adjustable at top by -0.3/+1.3 cm.



Hanging

Handle types


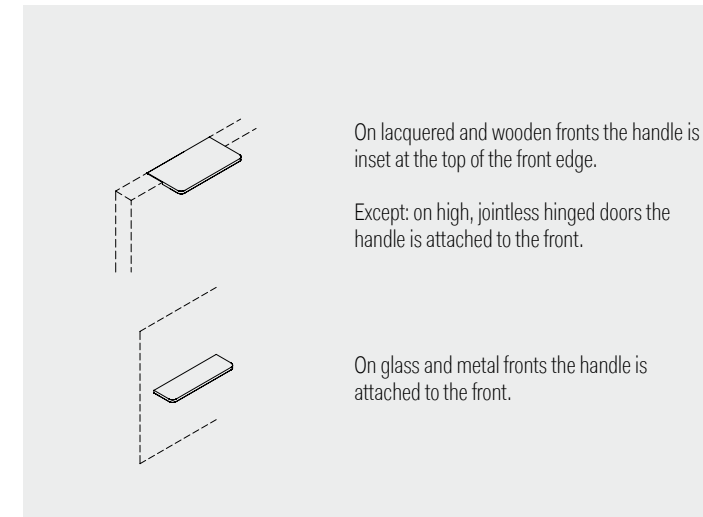
Opening options of the fronts:

push-to-open or with handle.

In the case of handleless designs, the top drawers and doors are opened by reaching behind, all other fronts with push-to-open. In the case of cover panels behind the front, the top drawers and doors are opened by reaching behind, the middle and bottom ones with handle.

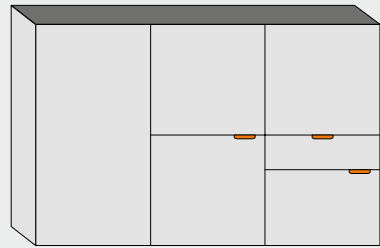


cube light

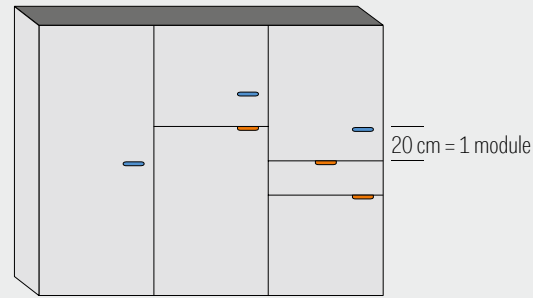


Handles on lacquered and wooden fronts

Continuous doors up to 7 modules and doors at the top open by reaching behind.



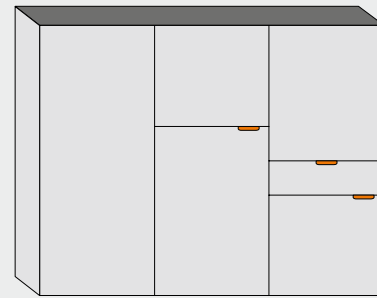
Continuous doors from 8 modules and doors at the top open with handles.



Handles attached to the front can be moved down- or upwards with a spacing of 20 cm = 1 module. Lowest position 4 cm from bottom edge.

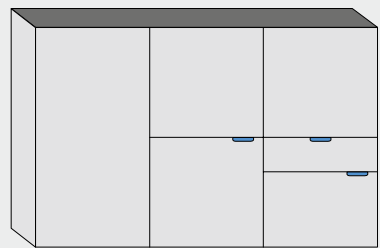
- Handle attached to the front
- Handle inset in the front edge

Alternatively; continuous doors from 8 modules and doors at the top open by reaching behind.

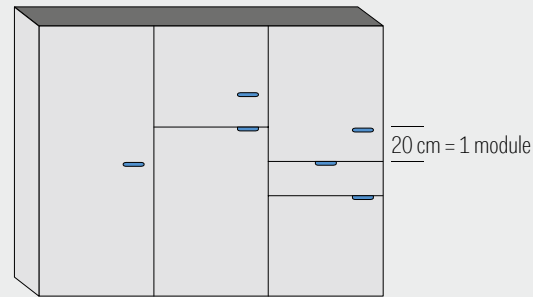


Handles on glass fronts

Continuous doors up to 7 modules and doors at the top open by reaching behind.




Continuous doors from 8 modules and doors at the top open with handles.




Handles attached to the front can be moved down- or upwards with a spacing of 20 cm = 1 module. Lowest position 4 cm from bottom edge.

Alternatively; continuous doors from 8 modules and doors at the top open by reaching behind.



Interior drawer behind drawer



Large drawer with a high frame



pillowbox



Shoe rack



Back panels, 8 mm thick, inside lacquered in carcass colour, outside white



Background lighting -

LED light profile with colour temperature control, on 3 sides of the back panel. A basic or extension set is required for the power supply. The basic set contains a remote control for switching, to control the colour temperature and for dimming. Background lighting is not possible with wall-hanging furniture.

Equipments



Purist design with graphic planning and large fronts require interior drawers behind hinged doors instead of exterior drawers with horizontal joints.



Interior drawers behind hinged doors




Low and high interior drawers can be positioned freely behind the hinged doors - independently of the hinges thanks to the lateral spacer strips. Held in the drawer colour cashmere grey, they take a step back visually. 1-door - 1-sided with spacer strip, 2-doors - 2-sided with spacer strip.

Please specify the position of the interior drawers and the colour of the interior drawer front panel. Height of interior drawer front panel (= total height) 9.7 and 22.2 cm.

Equipments



Whether in the hallway or in the dressing room, for a convenient way to put on your shoes, or as a seat pad in the living room: cube as a bench that creates storage space at the same time.



Seat cushions for 35 and 50 cm deep modules, with their soft, highly fashionable pipe quilting, stand in contrast to the purist, fine design of cube.

cube light

interlücke rotary column for TV

Plannable on media modules and modules with hinged doors, drawers and flap.

In the rotary column for TV, cables are guided downwards out of view. Fastening takes place invisibly beneath the cover panel (without a visible mounting plate). The space beneath the TV rotary column is usable.

Thanks to its outstanding rotational characteristics, it stays put in any desired position. The sleeve is available in chrome or matt lacquers. The TV mount on the metal mounting bracket included in the scope of delivery by interlücke is suitable for all common 32- to 55-inch TVs up to max. 400 x 400 mm and a max. bearing capacity of 30 kg.

Size
Rotatable up to: 252°
Diameter in cm: 7.5
Height in cm: 63.0



Thoughtfully cable- and device management

Vertical, black cable covers behind the devices such as black cable channels beneath the upper shelf ensure a cable-free interior. Optional cutouts in the back wall and bottom for ventilation purposes. 45 cm wide pull-out shelves for convenient cabling of devices are available for 50 cm depth modules if desired.



Cable inlet for visible surfaces

It blends in with furniture in both shape and colour. The cover panel, which is just 0.2 cm thick and available in all matt lacquers, is installed flush with the surface if the cube table and cover panels with matt lacquered surfaces.

Width in cm: 17.0
Depth in cm: 6.9

Magnets guarantee a strong bond and easy disassembly of the graphically shaped cover panel at any time, while the black brush ensures a dust-free interior body. The cut-out is large enough to accommodate a hand for easy cabling.

Media modules for soundbars and media technology

Media module

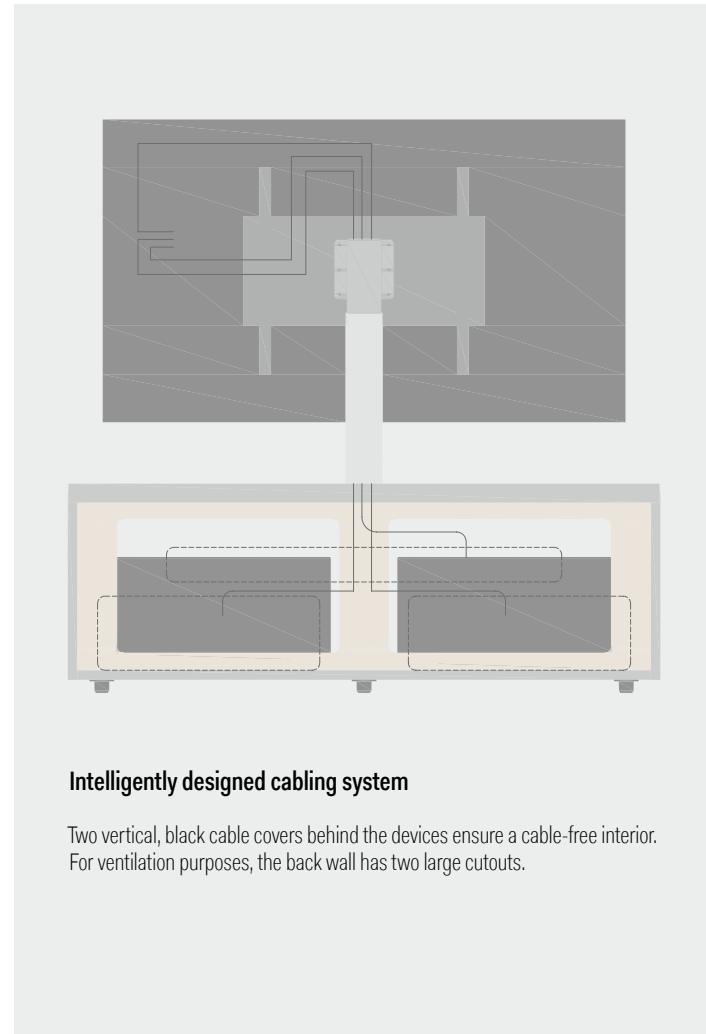
The audio fronts of the media modules, with their metal plate in all matt lacquers have a frame with a width of 8 mm lateral and at the bottom and at the top 30 mm wide. The audio fronts open by reaching behind.

The special hexagonal holes on the metal strip ensure optimal sound with 2/3 open space.

Size
Width in cm: 100.0 / 120.0
Height in cm: 19.7 / 39.7
Depth in cm: 35.0 / 50.0



Interior color same as exterior color.



Intelligently designed cabling system

Two vertical, black cable covers behind the devices ensure a cable-free interior. For ventilation purposes, the back wall has two large cutouts.

Media modules for soundbars and media technology



Detail view audio front



Special acoustic fabric on the back of the front ensures that the infra-red signals of the remote control pass through.

If required, include the infra-red transmission set in the order.



The cable channel under the top shelf offers space for sockets. May be moved from left to right on-site. Also available individually as an accessory for standard modules.



Black cable panels behind the devices keep the inside cable-free.



Elegant, flat flap hinges and holders offer the best use of the available storage space. The black back wall and the grey glass shelf match the colour of the equipment stored in it. Sides and bottoms are in the same colour as the front. On 120 cm wide media modules, the grey glass shelf is supported at the back by a vertical bar in the middle. Interior color same as exterior color.

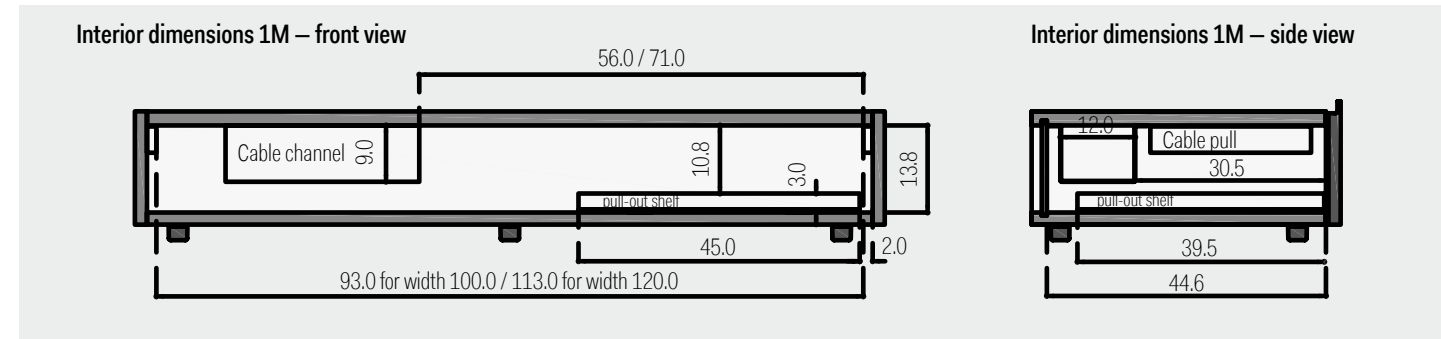
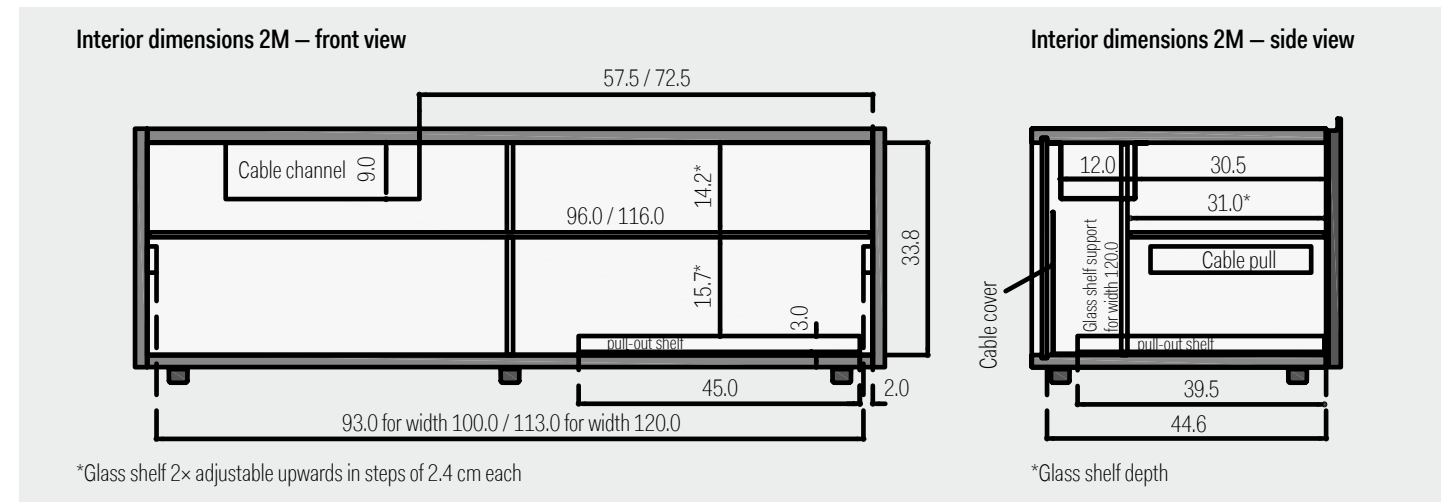


Pull-out shelves for comfortable cabling of the devices and to protect the fabric cover on the inside are available on request. Width in cm: 45, height in cm: 3. Also available individually as an accessory for standard modules in carcass colour. Interior color same as exterior color.


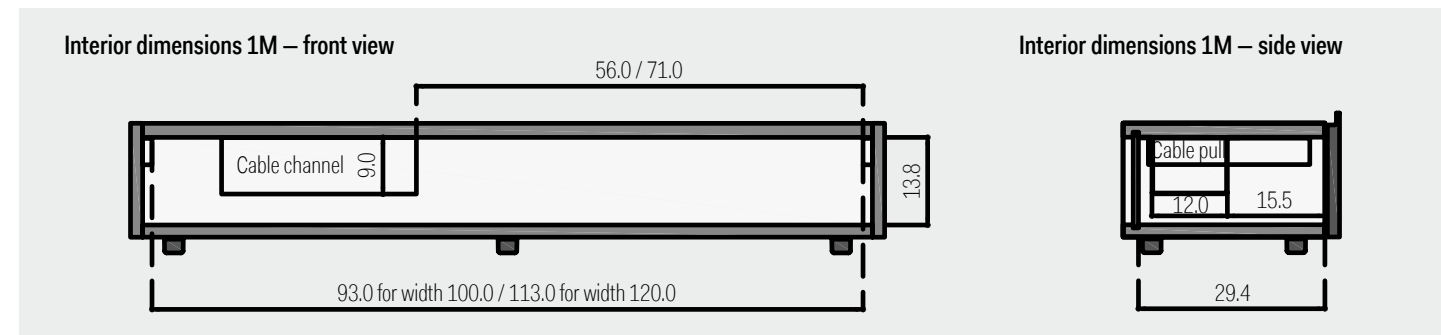
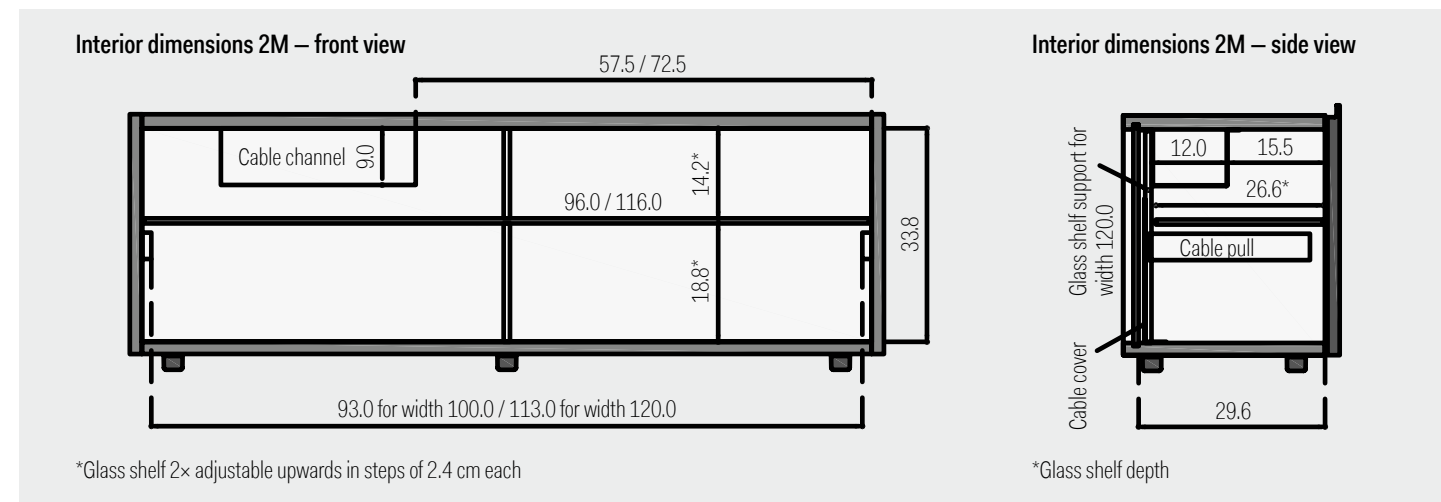


If required, order cable grommets for the body sides/body shelves for laying cables through neighbouring modules or the bottom shelf of the body.

Interior dimensions for media modules with 50 cm depth



Interior dimensions for media modules with 35 cm depth



Speaker module

For speakers or sub-woofers, with lacquered audio front in all matt lacquers colour-coordinated with the adjacent fronts.

Module size
Width in cm: 60.0
Height in cm: 39.7
Depth in cm: 50.0

Detail view audio front



If required, order cable grommets for the body sides for laying cables through neighbouring modules, no surcharge.



The subwoofer outlet (optional) in the bottom shelf is covered in acoustic fabric, and on modules on 2.5 cm high adjustable legs, 4 cm high round legs, 17 / 27 cm high diagonal legs, 17 / 27 / 47 cm high base frames and wall-hanging modules also allows the sound to exit downwards.



The cable grommet is included as standard. On wall-hanging modules, the subwoofer outlet is covered in acoustic fabric on the inside and outside.
Diameter in cm: 20.0

Interior dimensions for speaker modules

