

## collect*plus*

design by interlübke

Timeless, innovative, exceptionally well thought-out and the source of a living atmosphere characterised by clarity and aesthetic appeal. Right from the start, this philosophy has been the leitmotif for the development of interlübke furniture. The fitted-wardrobe concept collect*plus* is the quintessence of this approach. With self-evident functionality achieved through perfection in conceptual design, collect*plus* fuses with its surroundings while promoting a design and setting the tone the way a status symbol would.

collect*plus* is a statement for fine interior design.









The dimensions are custom-tailored as if by a carpenter, but with the class of interlück furniture: collect<sup>plus</sup> offers the appeal of creative freedom and thoughtful detailing, leaving nothing to be desired. Side panels ensure a clear look while concealing the view of the front joint and front, so the wardrobe can also protrude into the room and help shape the geometry of the space. The modern purism of the external appearance continues seamlessly within the interior – a fine interior in the literal sense of the term..





Intelligently designed: collect<sup>plus</sup> corner solutions without corner trim. Here, large-format folding doors ensure uniformly serene door partitioning while at the same time ensuring unhindered access to the wardrobe contents. Unobtrusive support bars lacquered in the colour of the interior clear the way for the latter to reveal itself completely, with no optical or real obstructions. Every centimetre of collect<sup>plus</sup> bears witness to craftsmanship and a high level of technical development.

















An illuminated recess offers not only a practical shelf and stage for beautiful little things but is also a perfect design element to create visual excitement. The 19-mm-thick surround consists of side panels, top and bottom part and creates a contrasting and elegant frame for the illuminated recess. With collect<sup>plus</sup>, the design with joint positions and geometries is state-of-the-art.









The collect*plus* display cabinets are consistently well-thought-out, glamorous additions to the collect*plus* conceptual design. Invisible hinges and thin metal frames with back-lacquered glass turn them into representative showcases and eye-catchers all in one. As with all collect*plus* wardrobes, the lacquer colour of the interior of the display cabinets can be chosen freely and becomes a design element of the room atmosphere. Equipped with insert shelves, hanging rails, pull-out shelves or drawers, the possible combinations are endless. No wardrobe is identical to another; each is as individual as the setting for which it was created. Of course, collect*plus* can be perfectly tailored to given room situations and fitted into existing recesses with millimetre precision. Common to all is the perfect look in excellent workmanship – perfection down to the smallest detail.













But why hide a delightful view like this behind wardrobe doors? collect*plus* meets the individual needs of its users and is also perfect for designing walk-in dressing rooms and combinations of closed wardrobes and wall panels with no centre panels to disturb the view. The features developed specially for this application also make this fitted version an elegant and coherent overall concept. The lavishly mitred corner shelves ensure not only a calm look but optimal utilisation of the space as well. The shelves and drawer modules do not require a visible surround and can easily be adjusted in height and rearranged with support brackets between the wall panels. Top shelves behind the front underscore the purist and refined appeal. The LEDs integrated into the front edge of the illuminated shelves provide glare-free light to all areas, thus creating a feel-good atmosphere that can be adjusted to taste, thanks to colour temperature control and dimming. The illuminated insert shelves can be adjusted in height as desired, since the busbars are installed invisibly in the wall panels and provide wireless contact. And finally, the wall panel plinth shelves that make the wardrobe appear to float while connecting the open wall panels and the closed wardrobes to create a uniform design. Sophisticated perfection that leaves nothing to be desired.



Sometimes, when living spaces blend into one another, elements of the interior need to be discreet and their function kept as gentle and quiet as possible. This is a role that the sliding doors on the *glide* front version have mastered to perfection, thanks to their excellent running properties.









collect<sup>plus</sup> is also a wall unit in the living room. It is an all-rounder not just as storage space but above all as a room designer that sets the elegant tone in a strikingly understated way and makes a statement through purism and class. The monochrome front is harmoniously calming; the glass cabinet doors seem to be its seamless continuation with their only 1.5-mm-thin metal frames that can be lacquered to match the neighbouring closed fronts. The panel back of the display cabinets can be selected in subdued colours or to exhibit a deliberate, high-contrast play of materials. Glass shelves and drawer modules are held in place in functional grooves without visible fittings or supports. In consistent purist fashion, the recesses are also surrounded by a 1.5-mm frame. The open shelves and display cabinets intentionally interrupt the calm image and use subtle lighting to bathe their surroundings in light of the desired mood.



IN LOVE WITH DETAILS...



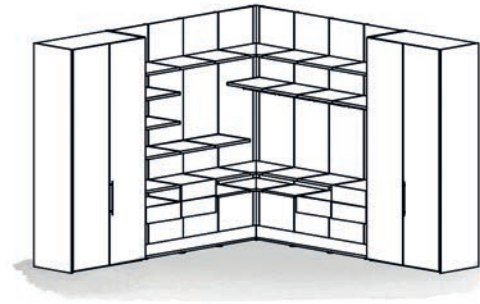
Concept and possibilities	26
Interiors and options	28
Front versions and handles	32
Materials and colours	34

# CONCEPT AND POSSIBILITIES

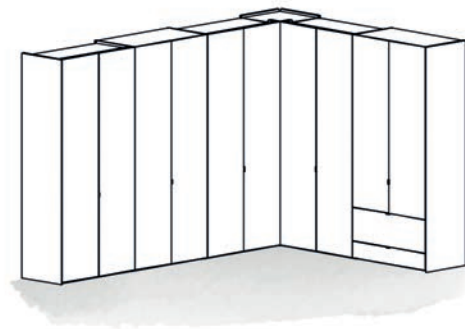
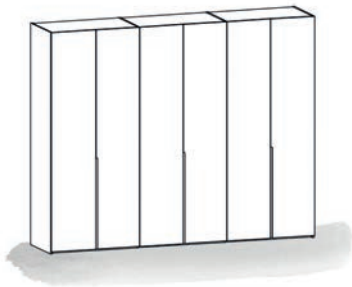
## collect*plus*

... is a system of furniture that can be combined according to personal wishes, opening up a variety of creative freedoms while remaining clear, aesthetic and stylistic in its purist design language. collect*plus* is a design tool for planning professionals at exclusive specialist retailers who want to leverage their expertise in planning and interior design to provide individual room solutions for customers with the most discerning demands in terms of aesthetics, architecture, expert craftsmanship and quality. Plans can be realised for any living environment. Whether for hallway storage or for dining, living, sleeping or office space, planning with collect*plus* can be as versatile and creative as the surroundings of the application dictate. Every item of collect*plus* furniture is individually crafted with outstanding workmanship and material quality at the interlübke works in Rheda-Wiedenbrück.


## *Dressing rooms*



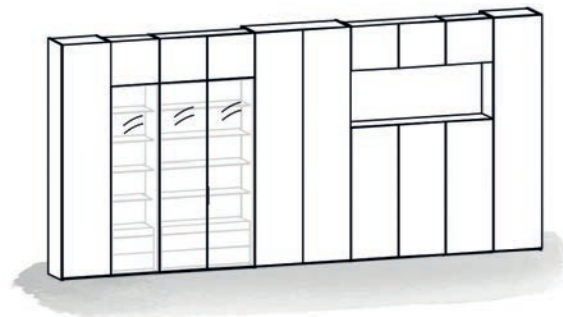
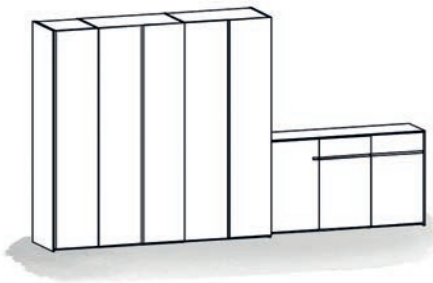
## *Folding and hinged doors, corner elements and exterior drawers*



## *Display cabinets, recess superstructure and shelf units*



## *Combinations of different depths and heights, sideboards, recesses*



# INTERIORS AND OPTIONS

## *Clothes lift, simple and pull-out hanging rail*



Be it a clothes lift, a simple or pull-out hanging rail, the interior can be selected based on individual wishes and needs and can be adapted and added to at any time.

## *Interior drawers and pull-out shelves*



Interior drawers with closed fronts are available in three heights. Barely visible, recessed spacer sides create a particularly elegant look here. Closed fronts and fronts with glass can be combined as desired, as their designs are coordinated and produce a harmonious unity. The interior drawers either have handles lacquered in the front colour or are fitted with push to open. Glass fronts always open with push to open. Pull-out shelves with low front panels can be fitted with shoe racks lacquered in the colour of the wardrobe interior.



## *Centre panel and insert shelves*

interlübke perforated rails are flush-fit inside the wardrobe and hold the fitting elements in 2.5-cm modules that can be adjusted and added to at any time. This makes it possible to get the most out of the available storage space. Even after repeated adjustments, there are no drill holes with worn drill edges visible in the sides of the wardrobe.



## *Interior compartments*



Choose from three different drawer dividers that can be combined with each other as desired and matched to the intended use. The filigree sides of the divider made of elegant, anthracite-coloured semi-leather have been tailored to the narrow interlübke drawer frames to ensure the consistent harmony of the lines. Inside the drawer, a flocked insert mat keeps interior compartments from slipping. They can thus be positioned both horizontally and vertically to the front; this way, the drawer can be individually and variably divided into compartments of different widths.



## *Interior lighting*

The innovative interior lighting exclusive to interlücke has been registered as a utility model. It is built into the front of the wardrobe side, is non-glare and shines towards the rear to provide even lighting of the interior. The support profile of the LEDs is lacquered in the colour of the wardrobe side to keep it quite inconspicuous and understated. Opening and closing the hinged or sliding doors switches the LEDs on and off (display cabinet lighting via remote control), which are dimmable, smart home-compatible (Zigbee) and fitted with colour temperature control as standard.



Intelligently solved: the height of the illuminated shelves can be adjusted if necessary without having to rearrange any cables, as the busbar is invisibly positioned between the wall panels. The LEDs integrated into the front edge of the illuminated shelves provide plenty of glare-free light to all areas and can be adjusted to taste, thanks to colour temperature control and dimming.



# FRONT VERSIONS AND HANDLES

## *setup*



Bar handle cut



Leather

### **setup**

Fitted and add-on handles. The leather handle is available in black and brown. The handle profiles S, M, L and the bar handle cut (designed by Hanne Willmann) are available in all matt and metallic lacquers. The cut handle is fitted on the right door as standard and available on both sides for a surcharge.



push-to-open



Handle profile S



Handle profile M



Handle profile L


## *fineline*



### **fineline**

With side metal profiles to establish the optical connection to display cabinet doors. The shape of the handle on the display cabinet doors and the setup handle profile S are matched to one another.

## *glide*



### **glide**

For wardrobes with 2 or 3 sliding doors; 6-mm side profile in matt or metallic lacquer.



## inside



inside S



inside M



inside L

### inside

Vertically milled recessed grips. The handle panels are lacquered in the same colour as the front as standard but are available in an alternative lacquer on request to highlight the graphic accents of the joint patterns.

## inline



inline S



inline L

### inline

Horizontally milled recessed grips. The handle panels are lacquered in the same colour as the front as standard but are available in an alternative lacquer on request to highlight the graphic accents of the joint patterns.



inline - design with joint patterns

# MATERIALS AND COLOURS

The colours and materials are available for fronts, outer sides, cover panels and wall panels. The interior colour can be provided in all matt lacquers as standard. Custom and individual lacquers are available for a surcharge. The possible colour and material versions, e.g. also in other materials such as clear glass, grey glass, translucent glass, mirrors or fronts covered in fabric, are a function of the configuration selected; see price list 2023.

## Matt lacquers M.. / matt glass T.. / clear glass S..

M03 / T03 / S03 snow white	M02 / T02 / S02 crystal white	M06 / T06 / S06 alabaster	M08 / T08 / S08 greige	M14 / T14 / S14 platinum	M16 / T16 / S16 elephant
M21 / T21 / S21 anthracite	M22 / T22 / S22 onyx	M23 / T23 / S23 shell	M24 / T24 / S24 flint grey	M29 / T29 / S29 fog	M36 / T36 / S36 mastic
M37 / T37 / S37 manor	M38 / T38 / S38 capparis	M39 / T39 / S39 cardamom	M40 / T40 / S40 masala	M41 / T41 / S41 burgundy	M42 / T42 / S42 mallow
M44 / T44 / S44 guava	M49 / T49 / S49 rose quartz	M80 / T80 / S80 laguna	M81 / T81 / S81 bahia	M82 / T82 / S82 atlantic	M83 / T83 / S83 navy

## Color Match 2023/24

M42 mallow	M2301 chili
---------------	----------------

## Matt lacquer metallic

M09 gold metallic	M10 bronze metallic	M11 silver-grey metallic
----------------------	------------------------	-----------------------------

## Metallic lacquers for handles, display cabinet frames and fineline strips

082 burnished	086 stainless steel coloured
------------------	---------------------------------

## Wood

D76 oiled white oak	D70 natural oak	B73 agate ash	E70 natural walnut	E76 oiled canela walnut	D74 dark smoked oak
------------------------	--------------------	------------------	-----------------------	----------------------------	------------------------

interlübke