

NOBLE

# jorel

Lowboard

Sideboard

Highboard

**Design: Philipp Mainzer**

**The concept**

The more minimalistic an individual piece of furniture is, the more sophisticated the quality of the design, processing and material have to be – a principle that is especially true for jorel. The delicate, 4 mm thick fronts and side walls – which happen to match the interlückte drawer framers – allow for no mistakes.

This is why we use authentic materials for jorel, from soft matt lacquer, glass and elegant high-gloss lacquers to hot-rolled stainless steel in silvertouch and noble stones. The geometrical design accentuates the vertical. A distinctive vertical grip cove and narrow, upward extending 45 and 60 cm wide hinged doors are therefore typical for jorel.

And asymmetry creates tension. The grip cove of the drawer module is therefore always arranged on the left or right, or the fronts are of different widths. No handle or plinth distracts from the minimalistic design and elegant materials. Distinctive cover panels are only visible at a second glance, subtly placed behind the upward extending fronts and side walls.

jorel adapts to your personal design style, pleasantly discrete, from elegant matt lacquer to the cool industrial look. The 12 different dimensions and functions in which the jorel individual pieces are available also contribute to this.

Design: Philipp Mainzer



**Collection description**

Description and customisation of sideboards\_\_\_\_\_4

Description and customisation of moduls\_\_\_\_\_6

Programme overview of the sideboards\_\_\_\_\_10

Programme overview of the moduls\_\_\_\_\_11

## Description and customisation of sideboards




Pages 12 - 14

### Colors and materials for cover panels

are ordered separately  
 M.. matt lacquer  
 M1.. high-gloss lacquer  
 O56 stainless steel in silvertouch  
 S.. clear glass, rear side lacquered  
 T.. matt glass, rear side lacquered  
 H1.. wood 1  
 H2.. wood 2  
 O.. stone

The cover panels match the fronts and side panels, depending on the material  
 0.4 - 0.7 cm thick, marble 1.2 cm.



Page 14

### Vertical grip cove

M.. matt lacquer  
 O13 aluminium aluminium-coloured anodised  
 O86 stainless steel coloured  
 O82 burnished

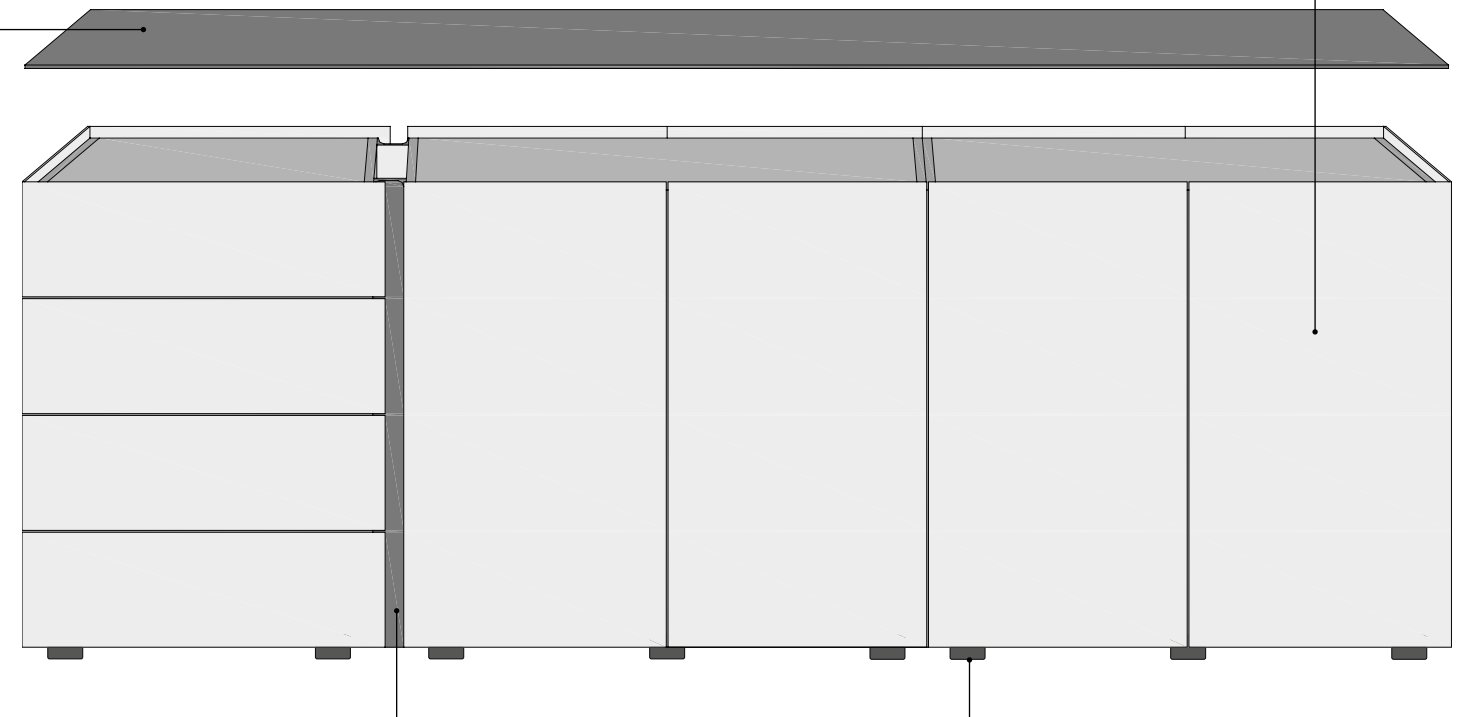
## Description and customisation of sideboards

Pages 12 - 13

### Colors and materials for fronts and side panels

M.. matt lacquer  
 M1.. high-gloss lacquer  
 O56 stainless steel in silvertouch  
 S.. clear glass, rear side fully lacquered  
 T.. matt glass, rear side fully lacquered

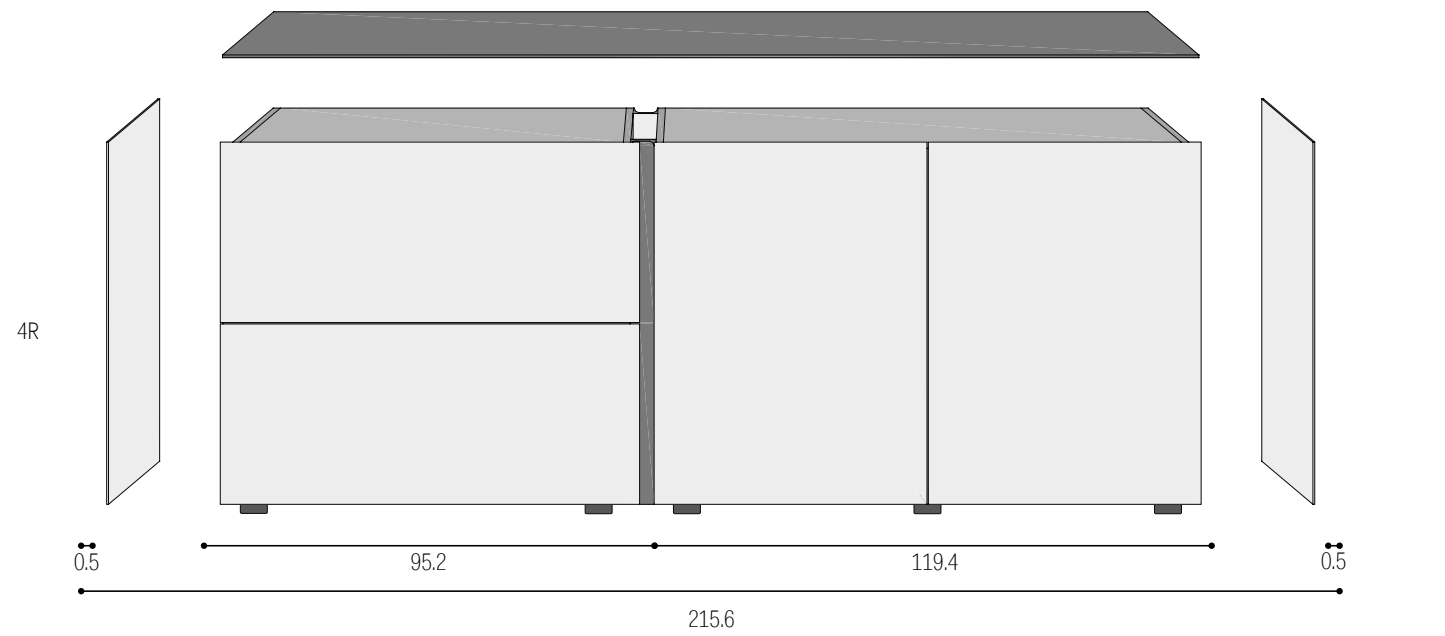
Only 0.4 cm thick, the delicate fronts and side walls extend upward.



### Leg elements

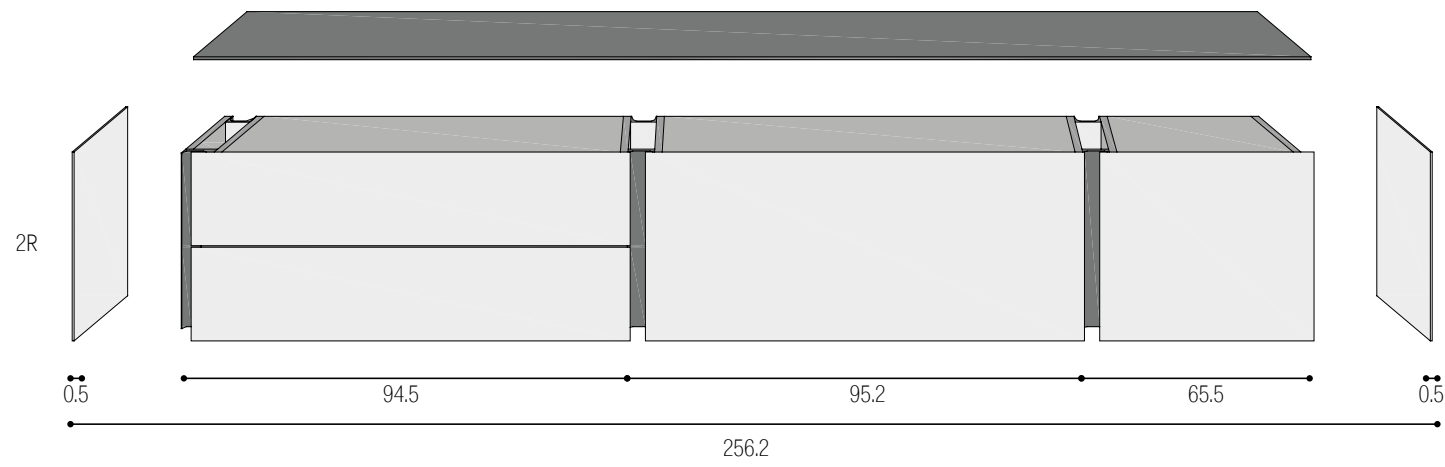
out of dark grey synthetic material  
 height of 2.5 cm,  
 height adjustment + 1.5 cm, for  
 adaption to floor unevenness

# Description and customisation of planable modules



Module with grip cove between modules, with 2 large drawers  
code-no. J 1943

Module with 2 hinged doors  
code-no. J 1244



Module with grip cove next to side wall, with 2 drawers  
code-no. J 1323

Module with grip cove between modules, with 1 large drawer  
code-no. 1823

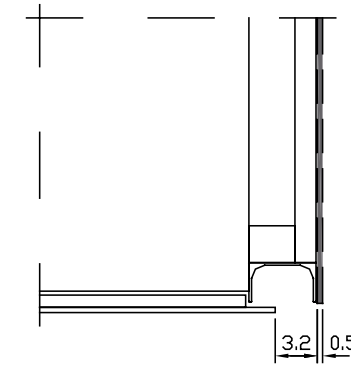
Module with grip cove between modules, with 1 large drawer  
code-no. J 1822

Because of the different upward extending front at the sides, modules cannot be repositioned retroactively.

# Planning information for modules with drawers

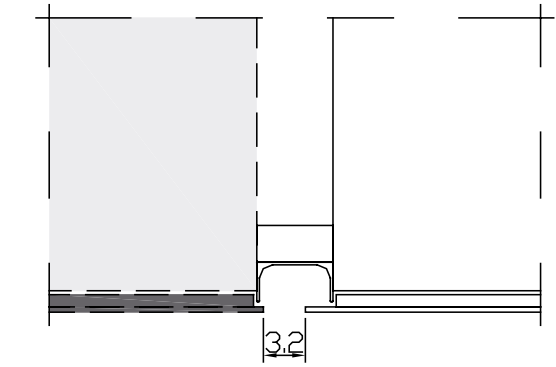
Drawer modules always have a grip recess at the side. There are two types of drawer modules, which differ in width by 0.7 cm and have different order numbers:

1. Grip cove next to side panel, e.g. 64.8 cm wide



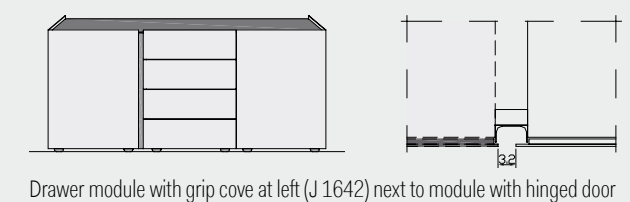
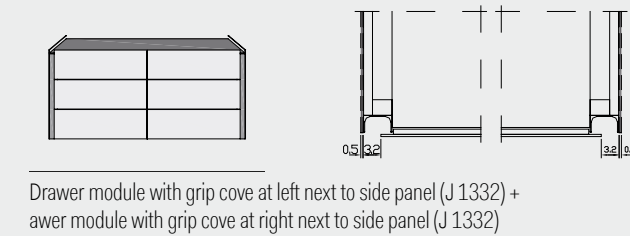
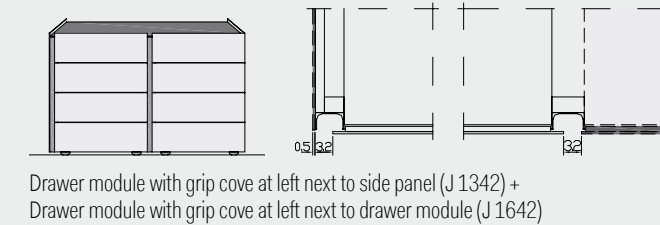
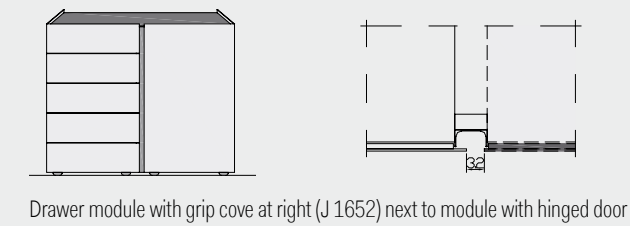
(Outer or single module for further construction on side wall)

2. Grip cove between modules, e.g. 65.5 cm wide

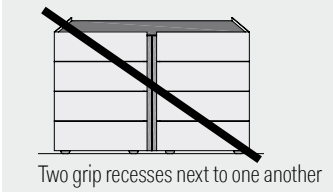
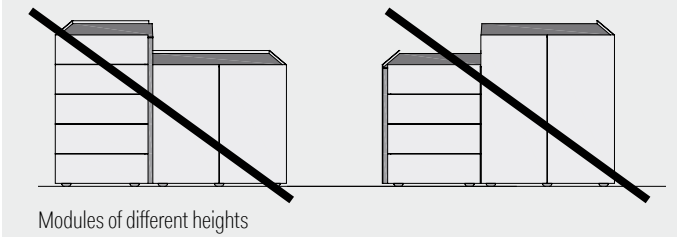


(Middle module for further construction with door or drawer modules)

## Positions of drawer modules with grip recess at side



## cannot be implemented



## Description and customisation of sideboards / modules



### Grip cove

A distinctive detail emphasising the vertical design is the grip cove. The drawers can be opened easily by reaching behind the sides of the upward extending fronts. This is made possible thanks to the drawer technology.

The grip cove is available in all matt lacquers, in O13 aluminium-coloured, O86 stainless steel coloured, O54 brass coloured and O82 burnished. Please specify the colour.

### Asymmetry

For sideboards with drawers and hinged doors, the drawers are always fitted externally for the asymmetrical design. The grip cove is located between the drawers and the hinged door.

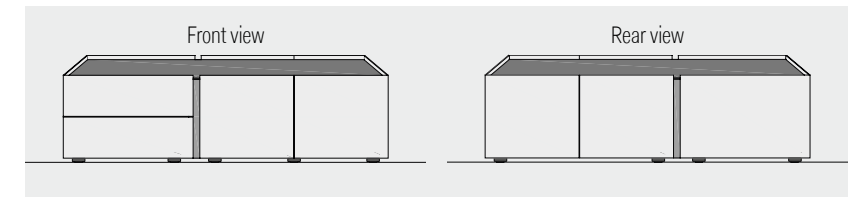
The front section is also available in a mirrored version with the drawer on the right side. Please specify in each case.

## Description and customisation of sideboards / modules

### Room divider

For room dividers, the rear walls have the same segmentation as the front.

**Exception:** Room divider rear panels for drawers and bars are smooth. Sideboards with sliding doors are not possible as a room divider.



### Hinged doors and side panels

Hinged doors are opened by reaching behind the extending fronts.

Each sideboard automatically comes with two side walls that match the upward extending front.

### Carcase

For fronts in matt lacquer, high-gloss lacquer and glass, the carcass is lacquered matt in the front colour as standard; for front version stainless steel in silvertouch, in M11 silver-grey metallic.

Please specify the different colour preferences for the carcass.

### jorel reflect

Selected models are available in the color O77 sepia mirror

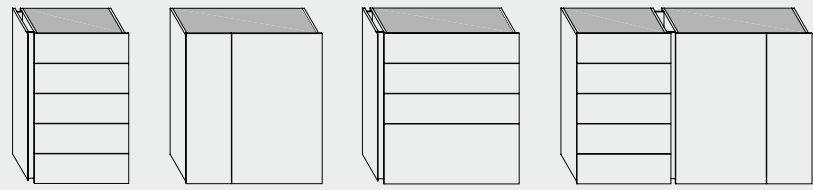
### Suspended sideboards

Suspended sideboards are available in 2 and 3 modules height. The bottom of the carcass is lacquered underneath as standard. This assures a perfect visual appearance from below in case the sideboard is suspended in a higher position. Wall distance 0.7 cm.

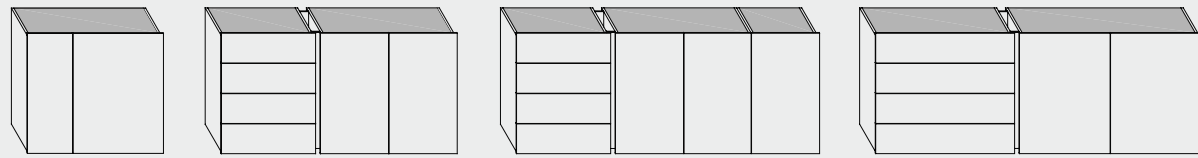


# Programme overview of the sideboards

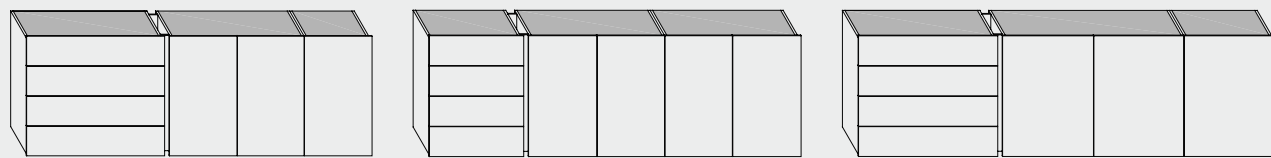
## Sideboards with hinged doors and drawers



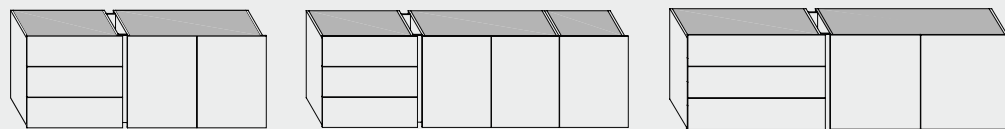
H 99,7 x B 65,8   H 99,7 x B 90,4   H 99,7 x B 95,5   H 99,7 x B 155,5



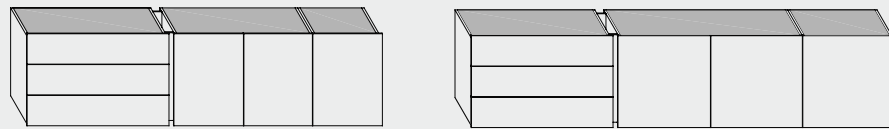
H 79,7 x B 90,4   H 79,7 x B 155,9   H 79,7 x B 200,6   H 79,7 x B 215,6



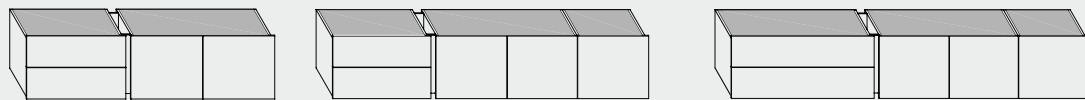
H 79,7 x B 230,3   H 79,7 x B 245,3   H 79,7 x B 275,3



H 59,7 x B 155,9   H 59,7 x B 200,6   H 59,7 x B 215,6

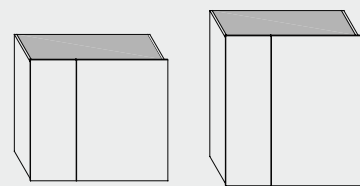


H 59,7 x B 230,3   H 59,7 x B 275,3



H 39,7 x B 155,9   H 39,7 x B 200,6   H 39,7 x B 230,3

## Bar compartment cupboard



H 79,7 x W 90,4   H 99,7 x W 90,4

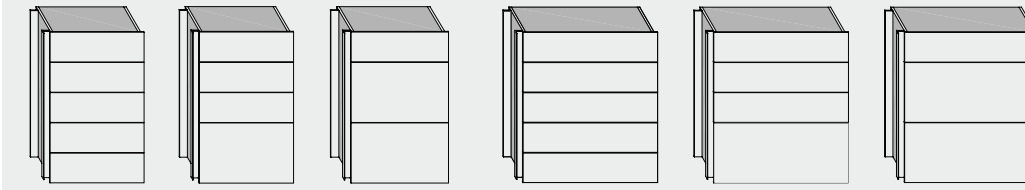
## Information on sideboards

Cover panels must be ordered separately. Possible position of the drawers outer left or right, please specify.

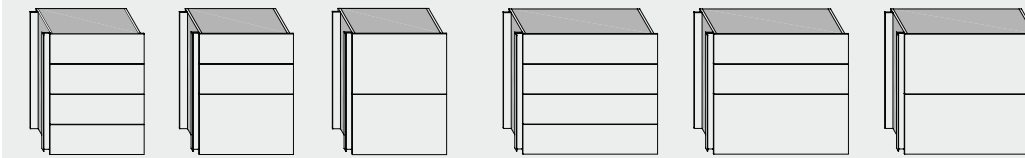
All sideboards are possible as room divider, except the sideboards with sliding doors. The overall height is calculated from: height of the sideboard + 2.5 cm high plinth leg element.

# Programme overview of the modules


## Modules with drawers




H 99,7 x B 64,8 / 65,5   H 99,7 x B 94,5 / 95,2



H 79,7 x B 64,8 / 65,5   H 79,7 x B 94,5 / 95,2

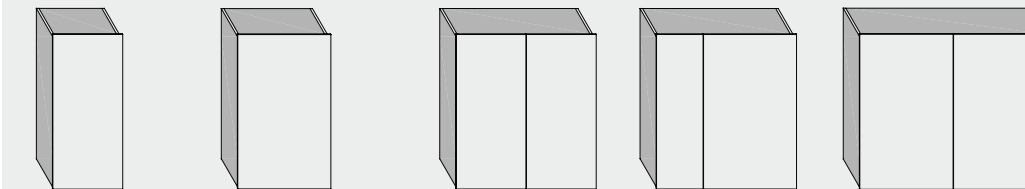


H 59,7 x B 64,8 / 65,5   H 59,7 x B 94,5 / 95,2

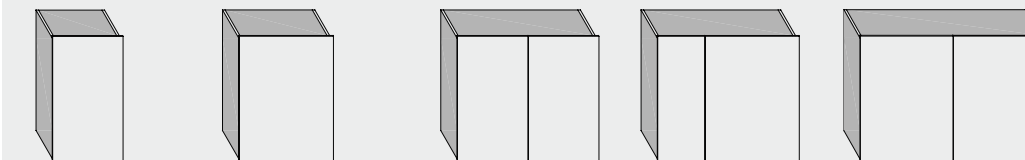


H 39,7 x B 64,8 / 65,5   H 39,7 x B 94,5 / 95,2

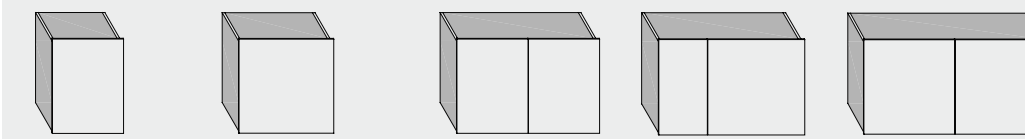
## Modules with hinged doors




H 99,7 x B 44,7   H 99,7 x B 59,7   H 99,7 x B 89,4   H 99,7 x B 119,4



H 79,7 x B 44,7   H 79,7 x B 59,7   H 79,7 x B 89,4   H 79,7 x B 119,4

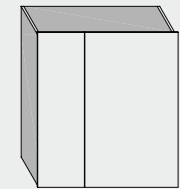


H 59,7 x B 44,7   H 59,7 x B 59,7   H 59,7 x B 89,4   H 59,7 x B 119,4

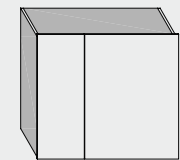


H 39,7 x B 44,7   H 39,7 x B 89,4

## Bar compartment cupboard



H 99,7 x B 89,4



H 79,7 x W 89,4

## Information on modules

For modules with drawers the width indicated first applies to the grip cover next to the side wall and the width indicated second to the grip cover placed between modules.

Side walls and cover panels must be ordered separately. The overall height is calculated from: height of the sideboard + 2.5 cm high plinth leg element.